

AGENDA
SAN ELIJO JOINT POWERS AUTHORITY
MONDAY FEBRUARY 13, 2012 AT 9:00 AM
SAN ELIJO WATER RECLAMATION FACILITY – CONFERENCE ROOM
2695 MANCHESTER AVENUE
CARDIFF BY THE SEA,
CALIFORNIA

1. CALL TO ORDER
2. ROLL CALL
3. PLEDGE OF ALLEGIANCE
4. ORAL COMMUNICATIONS (NON-ACTION ITEM)
5. PRESENTATION OF AWARDS

John Clark – 20 Years of Service
Ken Regnier – 20 Years of Service

California Water Environment Association (CWEA), San Diego Section:
2011 Operator of the Year Award for Aaron Simonson
2011 Plant of the Year Award
6. * **CONSENT CALENDAR**
7. * APPROVAL OF MINUTES FOR THE JANUARY 9, 2012 MEETING
8. * APPROVAL FOR PAYMENT OF WARRANTS AND MONTHLY INVESTMENT REPORTS
9. * SAN ELIJO WATER RECLAMATION FACILITY TREATED EFFLUENT FLOWS – MONTHLY REPORT
10. * SAN ELIJO JOINT POWERS AUTHORITY RECYCLED WATER PROGRAM – MONTHLY REPORT
11. * ITEMS REMOVED FROM CONSENT CALENDAR

Items on the Consent Calendar are routine matters and there will be no discussion unless an item is removed from the Consent Calendar. Items removed by a "Request to Speak" form from the public will be handled immediately following adoption of the Consent Calendar. Items removed by a Board Member will be handled as directed by the Board.

REGULAR AGENDA

12. **SAN ELIJO JOINT POWERS AUTHORITY MID YEAR REVIEW OF THE FY 2011-12 BUDGET**

No action required. This memorandum is submitted for information only.

Staff Reference: Director of Finance/Administration

13. **RECYCLED WATER PROGRAM UPDATE**

No action required. This memorandum is submitted for information only.

Staff Reference: General Manager

14. **GENERAL MANAGER'S REPORT**

Informational report by the General Manager on items not requiring Board action.

15. **GENERAL COUNSEL'S REPORT**

Informational report by the General Counsel on items not requiring Board action.

16. **BOARD MEMBER COMMENTS**

This item is placed on the agenda to allow individual Board Members to briefly convey information to the Board or public, or to request staff to place a matter on a future agenda and/or report back on any matter. There is no discussion or action taken on comments by Board Members.

17. **CLOSED SESSION**

A closed session will be held per Government Code Section 54957.6: Labor Negotiations

A closed session may be held at any time during this meeting of the San Elijo Joint Powers Authority for the purposes of discussing potential or pending litigation or other appropriate matters pursuant to the "Ralph M. Brown Act".

18. **ADJOURNMENT**

The next regularly scheduled San Elijo Joint Powers Authority Board Meeting will be March 12, 2012 at 9:00 a.m.

NOTICE:

The San Elijo Joint Powers Authority's open and public meetings meet the protections and prohibitions contained in Section 202 of the Americans With Disabilities Act of 1990 (42 U.S.C Section 12132), and the federal rules and regulations adopted in implementation thereof. Any person with a disability who requires a modification or accommodation, including auxiliary aids or services, in order to participate in a public meeting of the SEJPA Board of Directors may request such modification or accommodation from Michael T. Thornton, General Manager, (760) 753-6203 ext. 72.

The agenda package and materials related to an agenda item submitted after the packet's distribution to the Board is available for public review in the lobby of the SEJPA Administrative Office during normal business hours. Agendas and minutes are available at www.sejpa.org. The SEJPA Board meetings are held on the second Monday of the month, except August.

AFFIDAVIT OF POSTING

I, Michael T. Thornton, Secretary of the San Elijo Joint Powers Authority, hereby certify that I posted, or have caused to be posted, a copy of the foregoing agenda in the following locations:

San Elijo Water Reclamation Facility, 2695 Manchester Avenue, Cardiff, California
City of Encinitas, 505 South Vulcan Avenue, Encinitas, California
City of Solana Beach, 635 South Highway 101, Solana Beach, California

The notice was posted at least 72 hours prior to the meeting, in accordance with Government Code Section 54954.2(a).

Date: February 8, 2012



Michael T. Thornton, P.E.
Secretary / General Manager

SAN ELIJO JOINT POWERS AUTHORITY
MINUTES OF THE BOARD MEETING
HELD ON JANUARY 9, 2012
AT THE
SAN ELIJO WATER RECLAMATION FACILITY

Thomas Campbell, Chair

Teresa Barth, Vice Chair

A Meeting of the Board of Directors of the San Elijo Joint Powers Authority (SEJPA) was held Monday, January 9, 2012, at 9:00 a.m., at the San Elijo Water Reclamation Facility at 2695 Manchester Avenue, Cardiff by the Sea, California.

1. CALL TO ORDER

Vice Chair Barth called the meeting to order at 9:00 a.m.

2. ROLL CALL

Directors Present:

Teresa Barth
Mark Muir
David W. Roberts

Directors Absent:

Thomas M. Campbell

Others Present:

General Manager
Director of Finance/Administration
Administrative Assistant
Accounting Technician
Safety/HR Administrator

Michael Thornton
Greg Lewis
Monica Blake
Carrie Cook
Marisa Buckles

SEJPA Counsel:

Procopio, Cory, Hargreaves & Savitch

Aiko Yamakawa

City of Encinitas,
Public Works Management Analyst
Utility & Maintenance Supervisor

Bill Wilson
Shawn Atherton

City of Solana Beach,
City Manager

David Ott

City of Solana Beach,
Director of Engineering/Public Works

Mohammad "Mo" Sammak

City of Escondido,
Director of Utilities

Christopher McKinney

3. PLEDGE OF ALLEGIANCE

Board Member Muir led the Pledge of Allegiance.

4. ORAL COMMUNICATIONS

None

5. PRESENTATION OF AWARDS

None

6. CONSENT CALENDAR

Moved by Board Member Muir and seconded by Board Member Roberts to approve the Consent Calendar with the following vote of approval:

AYES: Barth, Muir and Roberts
NOES: None
ABSENT: Campbell
ABSTAIN: None

Consent Calendar:

Agenda Item No. 7	Approval of Minutes for the December 12, 2011 meeting
Agenda Item No. 8	Approval for Payment of Warrants and Monthly Investment Report
Agenda Item No. 9	San Elijo Water Reclamation Facility Treated Effluent Flows – Monthly Report
Agenda Item No. 10	San Elijo Joint Powers Authority Recycled Water Program – Monthly Report

11. ITEMS REMOVED FROM CONSENT CALENDAR

None

12. ELECTION OF OFFICERS AND SCHEDULE OF BOARD MEETINGS

General Manager Michael Thornton stated that in accordance with Article 3 of the San Elijo Joint Powers Authority (SEJPA) formation agreement, the SEJPA Board is required to appoint a chairperson and vice chairperson and establish the time and place for its regular meeting by the second meeting of each calendar year. The General Manager reported that the SEJPA's regular meeting schedule has been generally set as 9:00 a.m. on the second Monday of each month, with no meeting in August. The regular meetings have been held at the San Elijo Water Reclamation Facility, located at 2695 Manchester Avenue, Cardiff-by-the-Sea, CA 92007. He stated that should this be acceptable to the Board of Directors, the proposed listing of scheduled meetings for

2012 is attached to this staff report. He noted that the proposed November meeting is scheduled for Tuesday, November 13, 2012, as Monday is the observed Veteran's Day. With the conclusion of the staff report the Board took the following actions.

Moved by Board Member Muir and seconded by Board Member Roberts to:

1. Appoint Teresa Barth as Chairperson and David Roberts as Vice Chair for the 2012 SEJPA Board of Directors; and
2. Establish the SEJPA regular meeting schedule for 2012 as the second Monday of each month with no planned meeting for August and for the November meeting to be held on Tuesday, November 13, 2012, with the meeting location as the San Elijo Water Reclamation Facility.

Motion carried with the following vote of approval:

AYES: Barth, Muir and Roberts
NOES: None
ABSENT: Campbell
ABSTAIN: None

13. FINAL REPORT ON THE SALE OF THE 2011 REFUNDING REVENUE BONDS WHICH REFUNDED THE 2003 REVENUE BONDS AND THE CALIFORNIA ENERGY COMMISSION LOAN

Director of Finance/Administration, Greg Lewis, reported that the SEJPA was successful in selling its revenue bonds on December 7, 2011 in very favorable market conditions. He stated that the total interest savings of the issuance of the Refunding Bonds will be \$1.37 million, which represents an annual savings of approximately \$114,000 for the City of Encinitas, and \$129,000 for the City of Solana Beach. The Director of Finance/Administration stated that through this effort, we were able to lower the interest rate from just over 4.5% to 2.46% for the next 8 years, and we were able to reduce the remaining life of the loan by one year.

The Board Members thanked the staff for a job well done, and requested a press release on the subject.

No action required. This memorandum is submitted for information only.

14. GENERAL MANAGER'S REPORT

The General Manager reported that the SEJPA submitted comments on the San Elijo Lagoon Restoration Project Environmental Impact Report.

The General Manager also highlighted two upcoming conferences that the Board Member may be interested in attending. The California Association of Sanitation Agencies (CASA) Mid-Year Conference will be held January 18-20, 2012 in Desert Springs and the WateReuse California Conference will be held March 25-27, 2012 in Sacramento.

The General Manager gave a brief PowerPoint presentation on the successful emergency response to a wastewater pipe failure on December 28, 2011. The pipeline, which carries wastewater from the communities of Olivenhain, Solana Beach, and Rancho Santa Fe, began to leak just outside the Olivenhain Pump Station. Quick response by the SEJPA and the City of Encinitas resulted in full containment and recovery of the spill and minimized water damage to the pump station. Crews worked around the clock to contain the spill and install a bypass around the damaged section of pipe. Several local agencies assisted with the response including Rancho Santa Fe Community Services District, Leucadia Wastewater District, and the City of Carlsbad. Chair Barth asked the General Manager to extend the Board's thanks to the SEJPA staff for their efforts.

15. GENERAL COUNSEL'S REPORT

General Counsel Aiko Yamakawa provided a report to the Board on the Attorney General Report No. 10-901 and the Political Reform Act, as it pertains to the SEJPA Board for appointments to committees and a selection process consistent with the rule of necessity to address any potential conflict of interest under prior FPPC advice letters.

16. BOARD MEMBER COMMENTS

Chair Barth stated that the SEJPA is accomplishing some impressive results and that as Chair she will work with the General Manager in highlighting these achievements to local community groups and media outlets. Vice Chair Roberts stated that Solana Beach has a new assembly member, state senator, and congressman for the city due to redistricting, and requested that these new representatives be invited to tour the SEJPA facilities.

17. CLOSED SESSION

The Board of Directors adjourned to closed session at 9:48, with Labor Negotiators Michael Thornton and Greg Lewis, per Government Code Section 54957.6: Labor Negotiations.

18. ADJOURNMENT

The Board of Directors came out of closed session at 10:18 a.m. with no reportable action and adjourned at 10:20 a.m. The next Board of Directors meeting will be held on February 13, 2012.

Respectfully submitted,



Michael T. Thornton, P.E.
General Manager

PAYMENT OF WARRANTS
12-02
6-Feb-12

VENDOR	DESCRIPTION OF EXPENSE	AMOUNT
<u>12-02 Warrants</u>		
AG Tech, LLC	Biosolids hauling - December	\$12,270.18
AT&T	Alarm service	\$380.14
AT&T	Phone service - 11/13/11 - 12/12/11	\$378.38
AT&T	Phone service - 12/13/11 - 01/12/12	\$378.47
AT&T - Eden Garden	DSL - 11/20/11 - 12/19/11	\$73.08
AT&T - Olivenhain	DSL - 07/01/11 - 12/09/11	\$620.08
AT&T - Olivenhain	DSL - 12/09/11 - 01/09/12	\$72.61
Allied 100, LLC	Adult defibrillation electrodes	\$89.14
Aquatic Bioassay	Lab testing - lab	\$960.00
Arizona Instrument	Annual calibration for the H2S meter - Moonlight P.S.	\$1,270.00
Arrowhead	Kitchen and lab supplies	\$279.10
Ashbrook Simon - Hartley	Belt press polymer injector - plant	\$831.01
Atlas Pumping Service	Grease and scum pumping - January	\$832.32
Atlas Pumping Service	Grease and scum pumping - December	\$554.88
Atlas Pumping Service	Grit and screening - January	\$2,227.05
Atlas Pumping Service	Transport to Arizona - plant	\$2,827.66
Barracuda Networks, Inc.	Network - back-up servers	\$438.00
Bay City Electric Work	Remove, replace electric fuel pump - San Elijo P. S.	\$1,544.54
Bay City Electric Work	Repair emergency power generator - San Elijo P. S.	\$554.50
Bay City Electric Work	Test unit - San Elijo Hills P. S.	\$382.50
Boot World, Inc.	Safety boots - J. Hernandez	\$145.44
Boot World, Inc.	Safety boots - M. Henke	\$150.00
Buckles, Marisa	Expense report - mileage and seminar	\$54.98
Calscience Environmental Lab	Lab testing	\$287.50
Calscience Environmental Lab	Lab testing	\$183.00
Coast Waste Management, Inc.	Grit and screening - storm drains	\$1,344.53
Complete Office	Office supplies - January	\$79.16
Corodata	Record storage - December	\$68.79
Creative Printing	Chain of custody forms	\$188.57
DMV	Safety records	\$6.00
EDCO Waste & Recycling	Trash service - December	\$187.77
Fisher Scientific	Lab supplies - lab	\$428.50
Fleet Services	Fuel - December	\$1,391.57
Grainger, Inc.	Rain suits, boots, face shield, gloves - safety supplies	\$850.94
Grainger, Inc.	Arc flash storage bag	\$87.34
Golden State Overnight	Mailing compliance reports	\$32.14
Home Depot Credit Service	Supplies	\$27.99
Horizon Health EAP	Employee assistance program - January	\$351.12
Jani-King	Janitorial service - January	\$882.64
Jani-King	Janitorial supplies	\$404.05
Kennedy/Jenks Consultants	A.W.T. project - water reclamation	\$15,295.68
Konica	Monthly copier maintenance	\$69.06
Marine Taxonomic Services	Ocean offshore monitoring - outfall - January	\$740.00
MegaPath Inc.	T-1 service - January	\$278.13
Napa Auto Parts	Oil filter, priming fuel, outer air filters - Olivenhain P.S.	\$101.25

PAYMENT OF WARRANTS
12-02
6-Feb-12

VENDOR	DESCRIPTION OF EXPENSE	AMOUNT
OMWD	Manchester - 11/07/11 - 12/08/11	\$317.28
One Source Distributors, Inc.	Surge suppressor - Moonlight Beach P. S.	\$633.70
PERS - Health	Health - January	\$18,633.85
PERS - Health	Health - February	\$18,633.85
PERS - Retirement	Retirement premium - 01/13/12	\$16,178.26
PERS - Retirement	Retirement premium - 01/27/12	\$16,157.73
Pacific Green Landscape	Landscape service - January	\$1,150.00
Pacific Pipeline Supply	Meter lid lifters - plant and water reclamation	\$103.44
Pestguard Termite & Pest	Pest control - December	\$288.00
Preferred Benefits Insurance	Vision insurance - January	\$338.48
Probuild	Repair, shop and field supplies	\$78.86
Procopio,Cory,Hargreaves	General - December	\$2,783.77
Procopio,Cory,Hargreaves	2003 refunding - December	\$2,168.13
Rockwell Engineering	Vaughan submersible chopper pump - digester - plant	\$12,374.79
SWRCB Fees	Stormwater permit- 01/01/12 - 12/31/12	\$1,359.00
San Diego Gas and Electric	Gas and electric - 12/06 - 01/06	\$35,765.87
San Diego Gas and Electric	Gas and electric - 12/07 - 01/09 - Cardiff	\$1,371.00
San Diego Gas and Electric	Gas and electric - 12/07 - 01/09 - Valley	\$2,161.82
San Dieguito Water District	Manchester RWM 1 - 11/30/11 - 12/29/11	\$156.02
San Dieguito Water District	Manchester RWM 3 - 11/30/11 - 12/29/11	\$67.25
San Dieguito Water District	Manchester RWM 4 - 11/30/11 - 12/29/11	\$34.97
San Dieguito Water District	Manchester RWM 5 - 11/30/11 - 12/29/11	\$312.04
San Dieguito Water District	Manchester RWM 6 - 11/30/11 - 12/29/11	\$3,287.18
San Elijo Payroll Account	Payroll - 01/13/2012	\$88,995.12
San Elijo Payroll Account	Payroll - 01/27/2012	\$78,044.17
Safetyline, Inc.	Safety vests	\$216.30
Santa Fe Irrigation District	Highland Dr. - 10/19/11 - 12/16/11	\$172.46
Santa Fe Irrigation District	Seabright Ln. - 11/02 - 01/04	\$61.06
Santa Fe Irrigation District	Valley - 11/30/11 - 12/30/11	\$69.36
SimplexGrinnell	Fire extinguisher for pump run truck	\$80.81
SkillPath Seminar	Seminar - M. Piper	\$199.00
Smart & Final	Kitchen supplies	\$74.28
Southern California Fleet	Sludge tractor - vehicle maintenance	\$355.38
Southern Contracting Company	Electrical improvements - December	\$38,215.13
Sprint	Cellular phone service - Oct/Nov 2011	\$30.24
Sprint	Cellular phone service - Nov/Dec 2011	\$541.72
Terra Renewal, LLC	Biosolids hauling - December	\$2,049.49
The SoCoGroup, Inc.	Diesel fuel for back-up generators - plant	\$454.92
Thornton, Michael	Expense report - CASA conference	\$475.49
UPS	Mailing parts	\$12.27
UPS	Mailing	\$26.54
Underground Service Alert	Dig alert - December	\$61.50
Unifirst Corporation	Uniform service - January	\$425.74
Wonderware West	Annual standard support - S.C.A.D.A. software	\$6,443.37
Total 12-02 Warrants		\$401,959.43


SAN ELIJO JOINT POWERS AUTHORITY

PAYMENT OF WARRANTS SUMMARY

6-Feb-12

PAYMENT OF WARRANTS		\$401,959.43
Reference Number	12-02	

I hereby certify that the demands listed and covered by warrants are correct and just to the best of my knowledge, and that the money is available in the proper funds to pay these demands. The cash flows of the SEJPA, including the Member Agency commitment in their operating budgets to support the operations of the SEJPA, are expected to be adequate to meet the SEJPA's obligations over the next six months. I also certify that the SEJPA's investment portfolio complies with the SEJPA's investment policy.



Gregory Lewis
Director of Finance/Administration
Treasurer

STATEMENT OF FUNDS AVAILABLE FOR PAYMENT OF WARRANTS
AND INVESTMENT INFORMATION
AS OF

6-Feb-12

FUNDS ON DEPOSIT WITH	AMOUNT
LOCAL AGENCY INVESTMENT FUND <i>(DECEMBER 2011 YIELD 0.382%)</i>	
SELF INSURANCE RESERVE	\$ 300,000.00
RESTRICTED SRF RESERVE	\$ 630,000.00
UNRESTRICTED DEPOSITS	\$ 6,101,934.39
ADVANCED WATER TREATMENT LOAN PROCEEDS	\$ 2,000,000.00
CALIFORNIA BANK AND TRUST <i>(JANUARY 2012 YIELD 0.05%)</i>	
REGULAR CHECKING	\$ 110,114.10
PAYROLL CHECKING	\$ 5,000.00
TOTAL RESOURCES	\$ 9,147,048.49

*

SAN ELIJO JOINT POWERS AUTHORITY
MEMORANDUM

February 13, 2012

TO: Board of Directors
San Elijo Joint Powers Authority

FROM: General Manager

SUBJECT: SAN ELIJO WATER RECLAMATION FACILITY TREATED EFFLUENT FLOWS –
MONTHLY REPORT

RECOMMENDATION

No action required. This memorandum is submitted for information only.

DISCUSSION

Monthly Treatment Plant Performance and Evaluation

Wastewater treatment for the San Elijo Joint Powers Authority (SEJPA) met all NPDES ocean effluent limitation requirements for the month of December 2011. The primary indicators of treatment performance include the removal of Carbonaceous Biochemical Oxygen Demand (CBOD) and Total Suspended Solids (TSS). The SEJPA is required to remove a minimum of 85 percent of the CBOD and TSS from the wastewater. Treatment levels for CBOD and TSS were 98.1 percent and 97.0 percent, respectively, for December (as shown in Figure 1 and Figure 2).

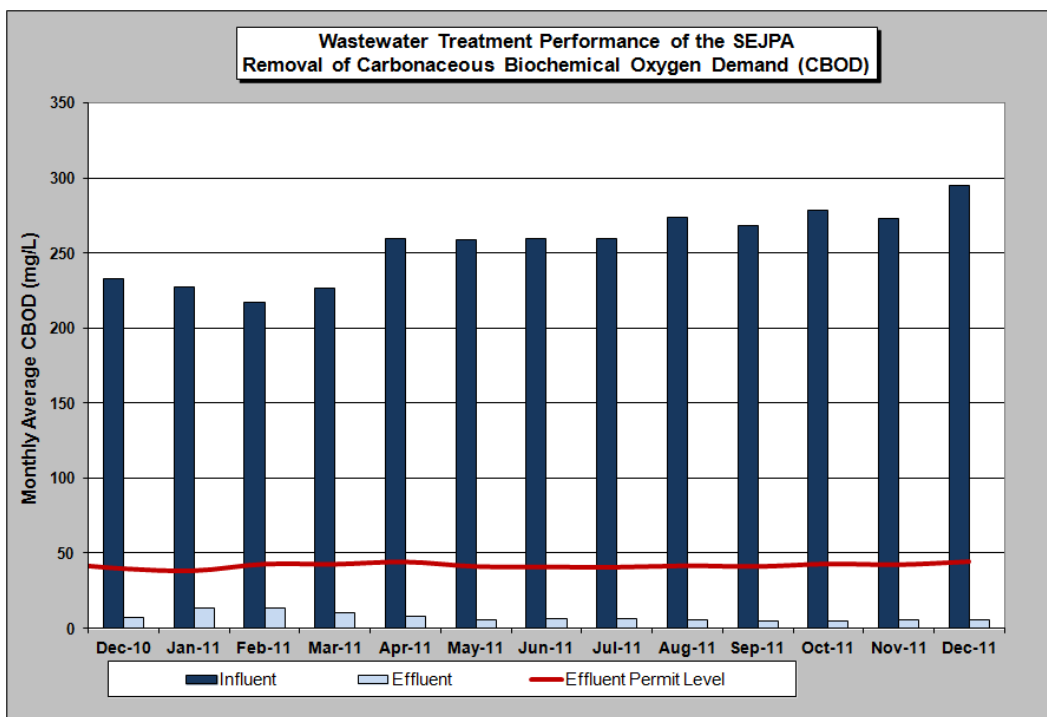


FIGURE 1

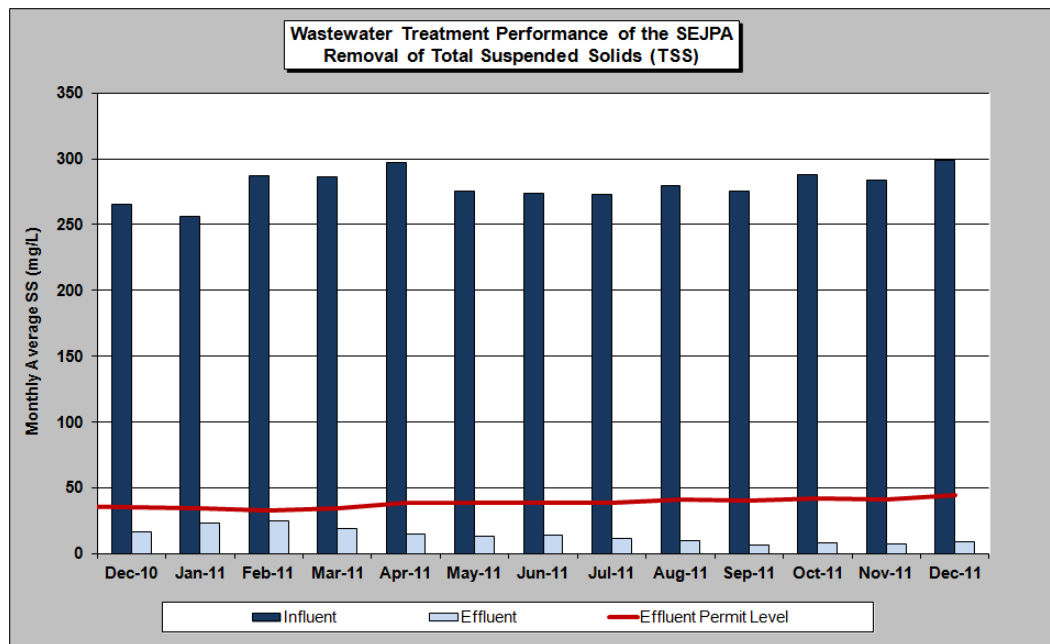


FIGURE 2

Member Agency Flows

Presented below are the influent and effluent flows for the month of December. Average daily influent flows were recorded for each Member Agency. Total effluent flow was recorded for the San Elijo Water Reclamation Facility.

	December	
	Influent (mgd)	Effluent (mgd)*
Cardiff Sanitary Division	1.299	1.103
City of Solana Beach	1.305	1.108
Rancho Santa Fe SID	0.164	0.139
Total San Elijo WRF Flow	2.768	2.350

Notes: As of July 1995, Rancho Santa Fe Community Services District (CSD) combined SID #2 and SID #3 into one Sewer Improvement District (SID).

* Effluent is calculated by subtracting the recycled water production from the influent wastewater.

Table 1 (below) presents the historical average, maximum, and unit influent and effluent flow rates per month for each of the Member Agencies since July 2008. It also presents the number of connected Equivalent Dwelling Units (EDUs) for each of the Member Agencies during this same time period.

Figure 3 (below) presents the historical average daily flows per month for each Member Agency. This is to provide a historical overview of the average treated flow by each agency. As shown in the figure, the average treated flow typically ranges between 2.9 and 3.1 million gallons per day (mgd). Also shown in Figure 3 is the total wastewater treatment capacity of the plant, 5.25 mgd, of which each Member Agency has the right to 2.5 mgd, and Rancho Santa Fe Community Service District has the right to 0.25 mgd.

SAN ELIJO WATER RECLAMATION FACILITY MONTHLY REPORT - FLOWS AND EDUS

MONTH	AVERAGE DAILY INFLUENT FLOW RATE (MGD)				AVERAGE DAILY EFFLUENT FLOW RATE (MGD)				CONNECTED EDUs				AVERAGE UNIT INFLUENT FLOW RATE (GAL/EDU/DAY)					
	CSD	RSF	CSD	SB	TOTAL PLANT	CSD	RSF	CSD	SB	TOTAL PLANT	CSD EDUS	RSF	CSD	SB	TOTAL EDUS	CSD	RSF	SB
Jul-08	1.713	0.131	1.324	3.168	0.722	0.055	0.558	1.335	8,163	456	7,728	16,347	210	288	171	194		
Aug-08	1.562	0.125	1.483	3.170	0.608	0.048	0.577	1.233	8,165	457	7,728	16,350	191	274	192	194		
Sep-08	1.547	0.121	1.378	3.046	0.813	0.064	0.724	1.601	8,167	459	7,728	16,354	189	264	178	186		
Oct-08	1.478	0.111	1.319	2.908	0.671	0.051	0.599	1.321	8,170	460	7,728	16,358	181	242	171	178		
Nov-08	1.511	0.118	1.329	2.958	1.080	0.084	0.950	2.114	8,171	462	7,728	16,361	185	256	172	181		
Dec-08	1.580	0.156	1.362	3.098	1.446	0.143	1.246	2.835	8,172	462	7,728	16,362	193	338	176	189		
Jan-09	1.522	0.141	1.354	3.017	1.256	0.116	1.117	2.489	8,177	462	7,728	16,367	186	306	175	184		
Feb-09	1.599	0.145	1.330	3.074	1.408	0.128	1.171	2.707	8,179	462	7,728	16,369	196	314	172	188		
Mar-09	1.510	0.124	1.307	2.941	1.030	0.085	0.892	2.007	8,180	463	7,728	16,371	185	268	169	180		
Apr-09	1.463	0.116	1.262	2.841	0.731	0.058	0.630	1.419	8,183	463	7,728	16,374	179	251	163	174		
May-09	1.465	0.117	1.247	2.829	0.712	0.057	0.606	1.375	8,185	464	7,728	16,377	179	252	161	173		
Jun-09	1.479	0.115	1.319	2.913	0.712	0.056	0.635	1.403	8,185	465	7,728	16,378	181	248	171	178		
Jul-09	1.437	0.109	1.376	2.922	0.599	0.045	0.573	1.217	8,186	467	7,728	16,381	176	234	178	178		
Aug-09	1.431	0.113	1.419	2.963	0.603	0.047	0.598	1.248	8,186	467	7,728	16,381	175	242	184	181		
Sep-09	1.404	0.108	1.346	2.858	0.690	0.053	0.661	1.404	8,187	468	7,728	16,383	171	231	174	174		
Oct-09	1.375	0.108	1.332	2.815	0.744	0.058	0.721	1.523	8,187	468	7,728	16,383	168	231	172	172		
Nov-09	1.366	0.111	1.323	2.800	0.843	0.069	0.816	1.728	8,189	469	7,728	16,386	167	237	171	171		
Dec-09	1.401	0.127	1.322	2.850	1.149	0.104	1.084	2.337	8,193	469	7,728	16,390	171	271	171	174		
Jan-10	1.532	0.155	1.372	3.059	1.271	0.128	1.138	2.537	8,196	472	7,728	16,396	187	329	178	187		
Feb-10	1.487	0.148	1.382	3.017	1.371	0.136	1.274	2.781	8,197	474	7,728	16,399	181	313	179	184		
Mar-10	1.455	0.145	1.398	2.998	1.108	0.110	1.064	2.282	8,198	474	7,728	16,400	177	306	181	183		
Apr-10	1.451	0.137	1.391	2.979	1.058	0.100	1.014	2.172	8,198	474	7,728	16,400	177	289	180	182		
May-10	1.379	0.128	1.385	2.892	0.672	0.063	0.675	1.410	8,201	474	7,728	16,403	168	270	179	176		
Jun-10	1.437	0.122	1.453	3.012	0.650	0.055	0.657	1.362	8,202	474	7,728	16,404	175	258	188	184		
Jul-10	1.375	0.119	1.466	2.960	0.694	0.061	0.740	1.495	8,204	475	7,728	16,407	168	251	190	180		
Aug-10	1.366	0.125	1.451	2.942	0.585	0.053	0.621	1.259	8,205	475	7,728	16,408	166	263	188	179		
Sep-10	1.346	0.114	1.342	2.802	0.627	0.053	0.626	1.306	8,207	475	7,728	16,410	164	240	174	171		
Oct-10	1.413	0.123	1.311	2.847	1.177	0.102	1.092	2.371	8,207	477	7,728	16,412	172	258	170	173		
Nov-10	1.399	0.117	1.297	2.813	1.090	0.091	1.011	2.192	8,209	478	7,728	16,415	170	245	168	171		
Dec-10	1.605	0.215	1.375	3.195	1.417	0.189	1.214	2.820	8,212	478	7,728	16,418	195	450	178	195		
Jan-11	1.452	0.158	1.338	2.948	1.272	0.139	1.172	2.583	8,227	478	7,728	16,433	176	331	173	179		
Feb-11	1.413	0.156	1.339	2.908	1.176	0.130	1.114	2.420	8,228	480	7,728	16,436	172	325	173	177		
Mar-11	1.387	0.208	1.343	2.938	1.186	0.178	1.148	2.512	8,229	480	7,728	16,437	169	434	174	179		
Apr-11	1.320	0.181	1.323	2.824	0.867	0.118	0.869	1.854	8,248	482	7,728	16,458	160	376	171	172		
May-11	1.327	0.162	1.320	2.809	0.564	0.069	0.561	1.194	8,248	483	7,728	16,459	161	336	171	171		
Jun-11	1.343	0.156	1.390	2.889	0.545	0.063	0.564	1.172	8,249	483	7,728	16,460	163	323	180	176		
Jul-11	1.293	0.151	1.430	2.874	0.425	0.050	0.470	0.945	8,250	484	7,728	16,462	157	312	185	175		
Aug-11	1.292	0.150	1.405	2.847	0.479	0.056	0.521	1.056	8,252	485	7,728	16,465	157	310	182	173		
Sep-11	1.262	0.146	1.333	2.741	0.564	0.066	0.596	1.226	8,254	486	7,728	16,468	153	301	172	166		
Oct-11	1.260	0.142	1.303	2.705	0.730	0.082	0.755	1.567	8,260	486	7,728	16,474	153	292	169	164		
Nov-11	1.338	0.167	1.307	2.812	1.099	0.137	1.074	2.310	8,261	486	7,728	16,475	162	344	169	171		
Dec-11	1.299	0.164	1.305	2.768	1.103	0.139	1.108	2.350	8,264	487	7,728	16,479	157	337	169	168		

TABLE 1

CSD: Cardiff Sanitary Division

RSF CSD: Ranch Santa Fe Community Service District

SB: Solana Beach

EDU: Equivalent Dwelling Unit

ASSUMPTIONS: SB average flow includes San Elijo Hills flow of 0.131 mgd

SB Connected EDUs includes 300 EDUs for the City of San Diego

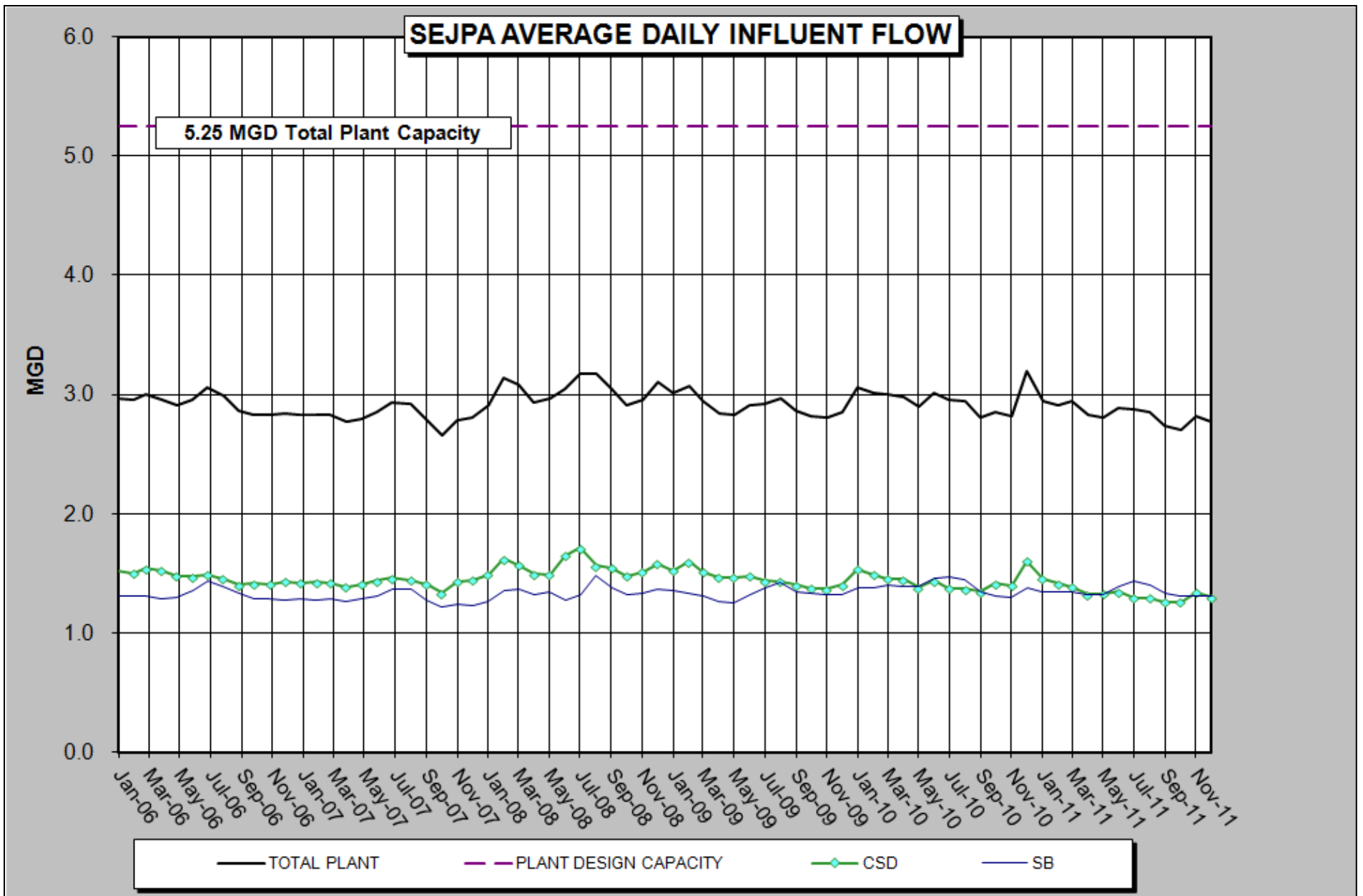


Figure 3

City of Escondido Flows

The average and peak flow rate from the City of Escondido's Hale Avenue Resource Recovery Facility, which discharges through the San Elijo Ocean Outfall, is reported below. The following average flow rate and peak flow rate is reported by the City of Escondido for the month of December.

	December (mgd)
Escondido (Average flow rate)	9.9
Escondido (Peak flow rate)	18.2

Connected Equivalent Dwelling Units

The number of EDUs connected for each of the Member Agencies for the month of December is as follows:

	December (EDU)
Cardiff Sanitary Division	8,264
Rancho Santa Fe SID	487
City of Solana Beach	7,428
San Diego (to Solana Beach)	300
Total EDUs to System	16,479

Respectfully submitted,



Michael T. Thornton, P.E.
General Manager

*

AGENDA ITEM NO. 10

SAN ELIJO JOINT POWERS AUTHORITY
MEMORANDUM

February 13, 2012

TO: Board of Directors
San Elijo Joint Powers Authority

FROM: General Manager

SUBJECT: SAN ELIJO WATER RECLAMATION PROGRAM – MONTHLY REPORT

RECOMMENDATION

No action required. This memorandum is submitted for information only.

DISCUSSION

Recycled Water Production

For the month of December 2011, recycled water demand was 40.95 acre-feet (AF), which was met using 40.95 AF of recycled water and 0.00 AF of supplementation with potable water. This equates to a blend mix for December of 100.0 percent recycled water and 0.0 percent potable water supplementation.

Figure 1 (attached) provides monthly supply demands for recycled water over the last five years. Figure 2 (attached) provides a graphical view of annual recycled water demand spanning the last eleven fiscal years. Recycled water demand can fluctuate from year to year, which is typically a function of weather. For example, Fiscal Year 2003-04, an unusually dry year, resulted in increased recycled water demand; and Fiscal Year 2004-05, an unusually wet year, resulted in lower recycled water demand.

Respectfully submitted,



Michael T. Thornton, P.E.
General Manager

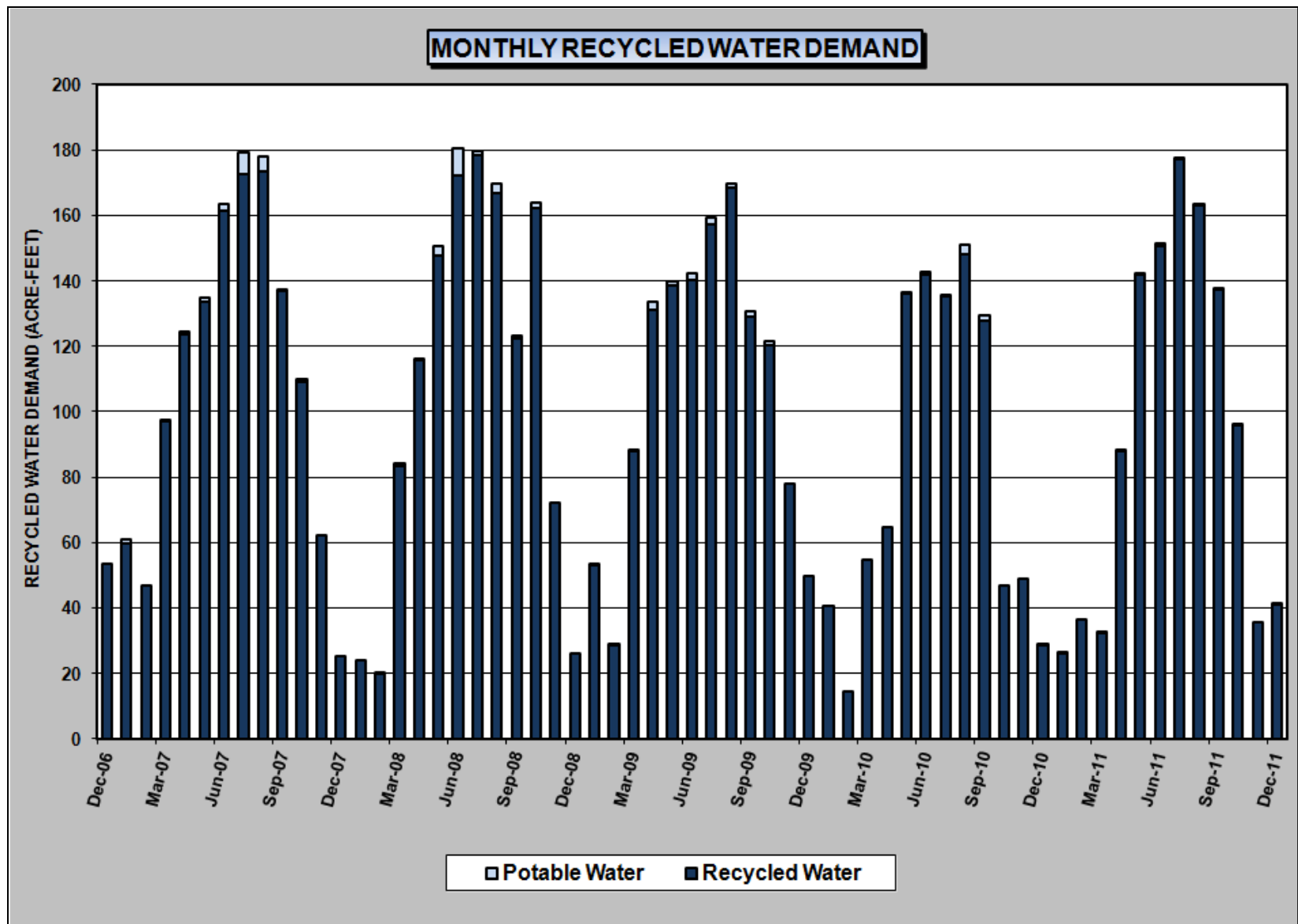


Figure 1

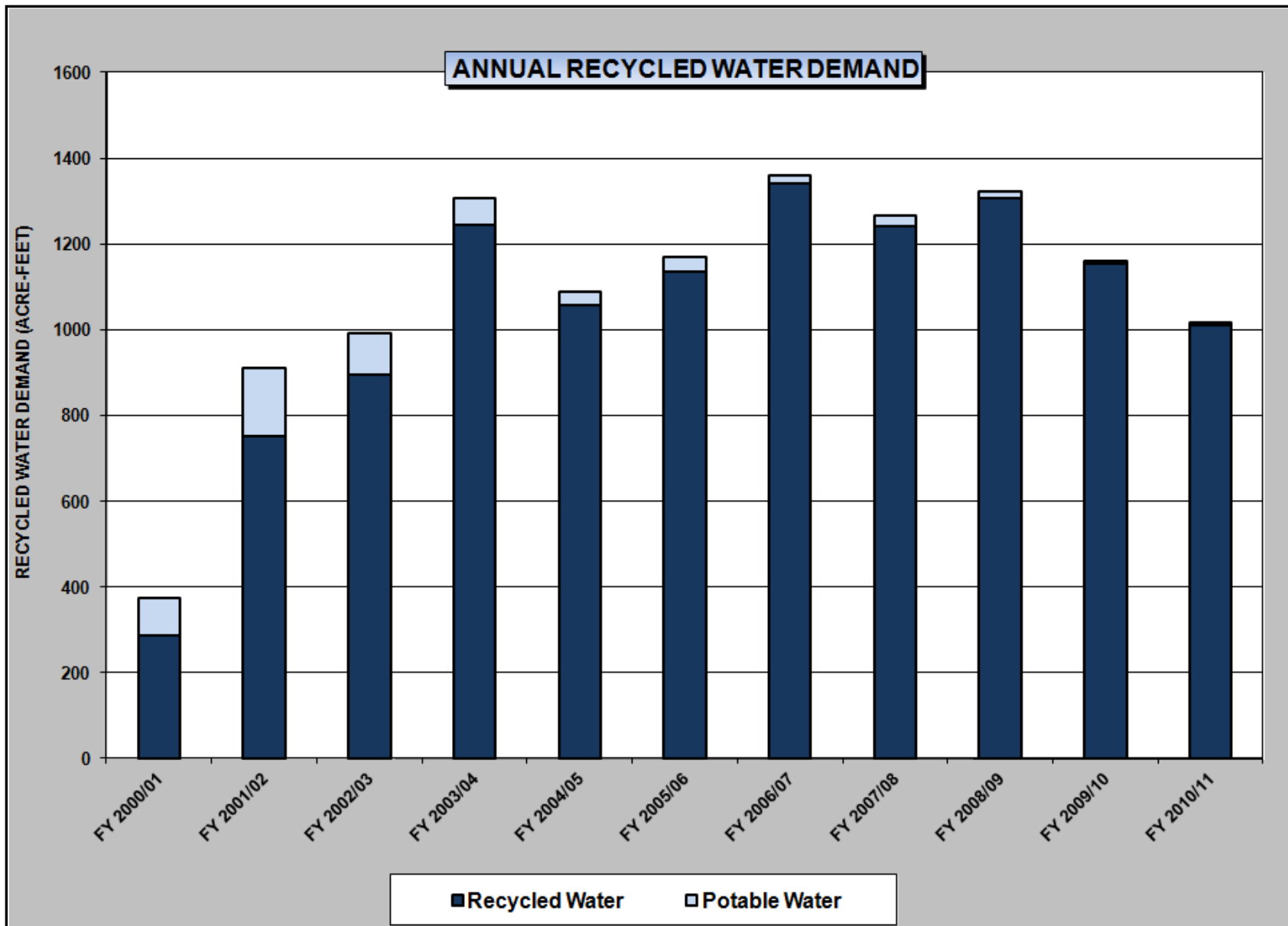


Figure 2

SAN ELIJO JOINT POWERS AUTHORITY
MEMORANDUM

February 13, 2012

TO: Board of Directors
San Elijo Joint Powers Authority

FROM: Director of Finance/Administration

SUBJECT: SAN ELIJO JOINT POWERS AUTHORITY MID-YEAR REVIEW OF THE
FISCAL YEAR 2011-12 OPERATING BUDGET

RECOMMENDATION

No action required. This memorandum is submitted for information only.

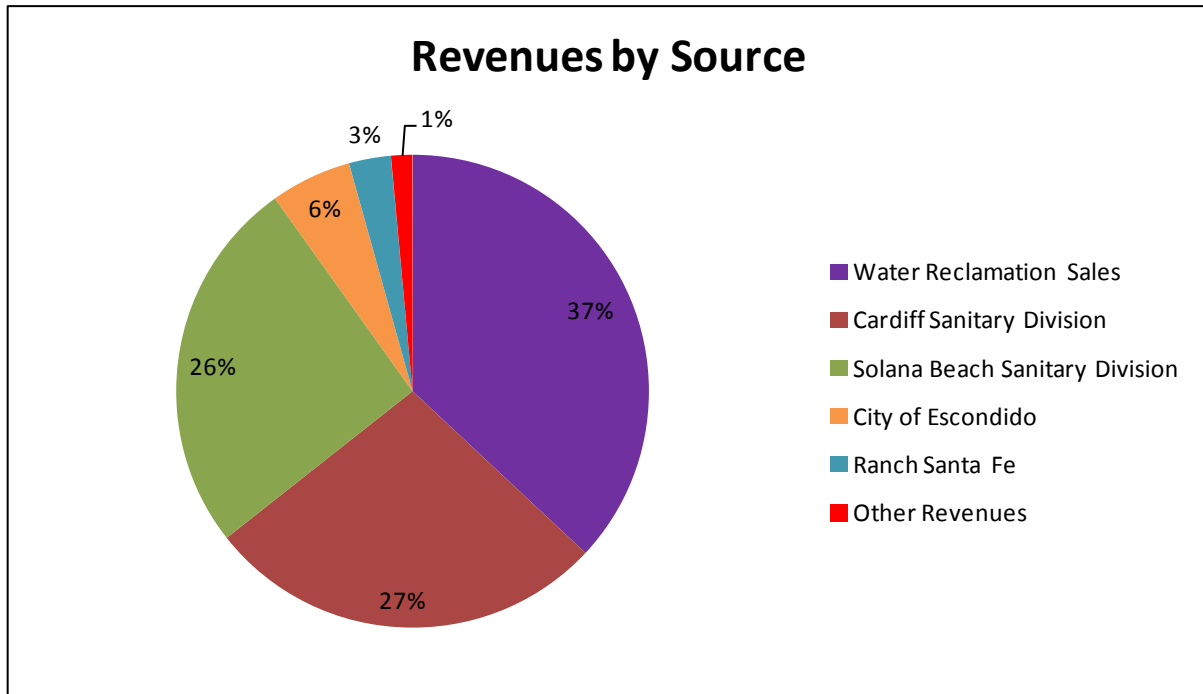
BACKGROUND

The San Elijo Joint Powers Authority (SEJPA) operates a variety of programs as part of its mission to provide safe and reliable wastewater and recycled water services. The individual programs include Wastewater Treatment, Laboratory Services, Ocean Outfall, Cardiff Sanitary Division Pump Stations, Encinitas Sanitary Pump Stations, Solana Beach Pump Stations, Storm Water, and Water Recycling. Each program is funded by the customer base it serves. The largest funding source to the SEJPA is the sale of reclaimed water, followed by the sanitation divisions of the member agencies (Cities of Encinitas and Solana Beach), the City of Escondido, and the Rancho Santa Fe Community Service Districts. The total operating budget for the SEJPA for Fiscal Year (FY) 2011-12 is \$4,907,890.

DISCUSSION

The following information is an analysis of estimated operating revenues and expenditures for the SEJPA through the end of FY 2011-12. Although this is only an estimate, it is expected that overall the SEJPA will conclude the fiscal year at or slightly below budget. Overall, personnel and non-personnel costs are projected to be below budgeted levels. Each program has designated contingency funding to address emergency issues, unforeseen repairs, or other unplanned events. At this time, it is not expected that the use of contingency funds will be required. Any funds not expended are returned to the funding agency. The projected revenue listed as a percent by source is shown in Figure 1.

FIGURE 1



Budget and estimated expenditure projections by classification for all SEJPA programs are presented in Table 1 and graphically illustrated in Figure 2. Based on current data, all programs are forecast to finish the fiscal year at, or below budget.

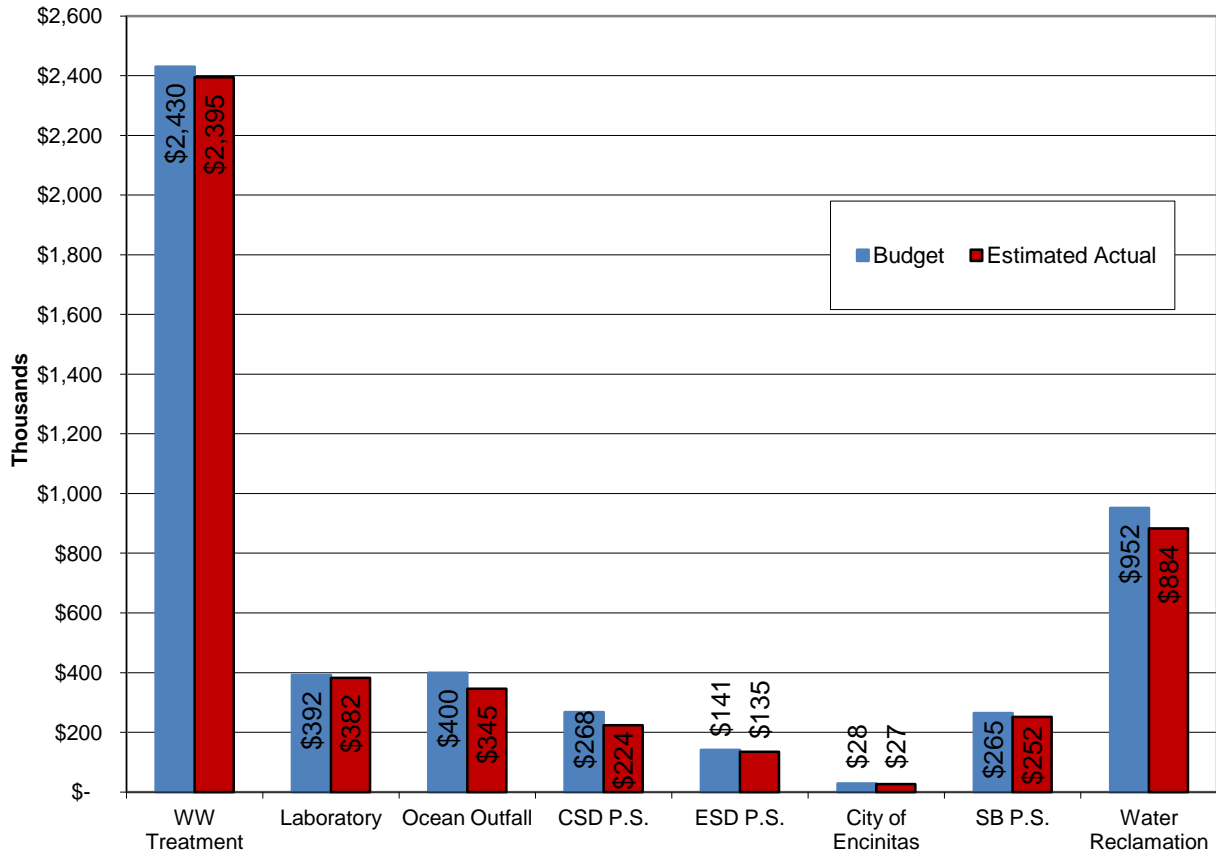
TABLE 1
Statement of Estimated Expenditures through 6/30/12
By Program

<i>Program</i>	<i>Current Budget*</i>	<i>Estimated Expenditures</i>	<i>Expected Savings*</i>	<i>Percent Spent</i>
WW Treatment	\$2,430,426	\$2,395,018	\$ 35,408	99%
Laboratory Services	392,110	381,985	10,125	97%
Ocean Outfall	399,710	345,364	54,346	86%
CSD Pump Stations	267,980	223,878	44,102	84%
ESD Pump Stations	141,190	135,127	6,063	96%
City of Encinitas	28,340	26,736	1,604	94%
SB Pump Stations	259,400	246,843	12,557	95%
SB Storm Drain Sed.	5,100	5,086	14	100%
Sanitary subtotal	3,924,256	3,760,037	\$164,219	96%
Water Recycling	951,520	883,503	68,017	93%
Total	\$4,875,776	\$4,643,540	\$232,236	95%

*Budget net of contingency

FIGURE 2

**San Elijo Water Joint Powers Authority
Fiscal Year 2011-12
Budget vs. Estimated Actual
TOTAL COST**



Wastewater Treatment Operations

Wastewater treatment operations are projected to end the year approximately 1%, or roughly \$35,408, under budget. Major components of the wastewater treatment budget include personnel, insurances, chemicals, repair and maintenance parts, professional services, utilities, waste hauling and disposal, and capital outlay. Table 2 lists budgets and estimated expenditures by classification.

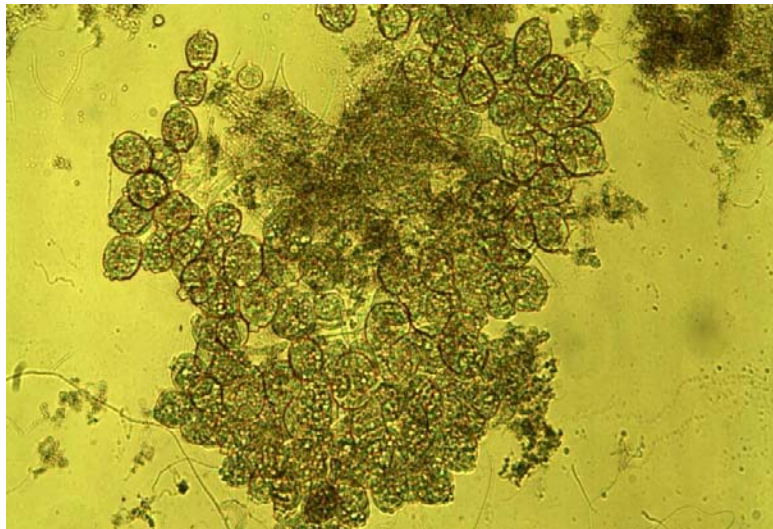
Personnel costs for this program are forecast to be at budgeted levels this year. Non-personnel costs such as supplies and services are expected to be approximately \$32,797 below budget. The most significant savings occurred in the reduction in chemical use. Contingency funding of \$47,720 is not anticipated to be utilized.

TABLE 2
Statement of Estimated Expenditures through 6/30/12
Wastewater Treatment Program

<i>Classification</i>	<i>Current Budget</i>	<i>Estimated Expenditures</i>	<i>Expected Savings</i>	<i>Percent Spent</i>
Personnel	\$1,221,470	\$1,219,859	\$ 1,611	100%
Non-Personnel	1,188,956	1,156,159	32,797	97%
Capital Outlay	20,000	19,000	1,000	95%
Sub-Total	\$2,430,426	\$2,395,018	\$ 35,408	99%
Contingency	47,720	0	47,720	0%
Total	\$2,478,146	\$2,395,018	\$83,128	97%

Laboratory Services

Laboratory services are expected to be approximately \$10,125 under budget. The savings were primarily in non-personnel costs. Contingency funding of \$6,290 is not anticipated to be utilized.



These are the SEJPA "Super-bugs" in action. This is a great indicator of good treatment. These colonies are found throughout the process.

Ocean Outfall

The Ocean Outfall Program is expected to be approximately \$54,346 under budget this year. Personnel costs are projected to be slightly under budget. The savings are comprised of personnel costs \$6,000, engineering services \$14,000, legal services \$5,000, and subcontractors \$10,000. Contingency funding of \$12,310 should not be needed this fiscal year.

Other Facilities


The SEJPA manages, operates, and maintains other industrial facilities for the SEJPA member agencies. The other facilities are divided into four divisions: Cardiff Sanitary Division

(CSD), Encinitas Sanitary Division (ESD), the City of Encinitas, and the City of Solana Beach (SB). Each division has an established budget based on forecast costs of operating and maintaining the facilities within that division. Table 3 lists the facilities of each division.

**TABLE 3
Remote Facilities
Operated and Maintained by the SEJPA**

<i>Cardiff Sanitary Division (CSD)</i>	<i>Encinitas Sanitary Division (ESD)</i>	<i>City of Encinitas</i>	<i>City of Solana Beach (SB)</i>
Cardiff Pump Station	Moonlight Beach Pump Station	Phoebe Stormwater Pump Station	Eden Gardens Pump Station
Olivenhain Pump Station		Urban Runoff Treatment Facility	Solana Beach Pump Station
Coast Pump Station		Storm Drain Sediment Drying	San Elijo Hills Pump Station
			Fletcher Cove Pump Station
			Storm Drain Sediment Drying

The CSD remote facilities should see savings this year in non-personnel costs. The most significant savings this year (\$34,000) are a result of changes in odor control strategy that reduces the reliance on chemicals at the Olivenhain pump station. Upon completion of the new Olivenhain pump station, the next phase of evaluation of odor control will be implemented. As a result, the CSD pump stations budget should be approximately \$44,102 below budget this year. The use of contingency funding of \$24,540 should not be required.



New Olivenhain Pump Station under construction.

It is anticipated that the ESD pump station will be \$6,063 below budget this year. Savings will primarily be in lower personnel costs due to the reduced time spent servicing the pump station this year. The contingency funding of \$9,590 should not be required this year.

The City of Encinitas facilities which include the Pheobe Storm Drain program, the Urban Runoff Station program, and the Storm Drain Sediment Drying and Disposal program are anticipated to end the year slightly below budget.

The SB pump stations should be \$12,557 under budget this year. Savings of approximately \$7,000 and \$5,000 should be seen in personnel and non-personnel respectively. Contingency funding of \$20,310 is not anticipated to be required this year.

The Storm Drain Sediment Drying and Disposal program for the City of Solana Beach is anticipated to be at budget this year.

Water Recycling Program

FY 2011-12 is the tenth full year of the Water Recycling Program. This program receives revenue from three water purveyors: San Dieguito Water District (SDWD), Santa Fe Irrigation District, and the City of Del Mar. Water rates from these purveyors have continued to increase and, as of this time, have resulted in base recycled water rates of approximately \$1,171 per acre-foot (AF) compared to \$548 per AF when the program began. This year, the program began selling recycled water directly to the Encinitas Ranch Golf Authority (ERGA) under an agreement entered into at the end of the last fiscal year between the ERGA, SDWD and the SEJPA. These sales decrease the minimum purchase obligation of the SDWD to the SEJPA. The program also receives performance incentives in the amount of \$250 per AF from the Metropolitan Water District (MWD) and \$200 per AF from the San Diego County Water Authority (SDCWA).

Budgeted revenue for this program is \$1,970,680, while actual revenues are anticipated to be \$1,980,120. Based on mid-year projections, the SEJPA could realize almost \$10,000 more in revenues than budgeted. Although total water sales in dollars for each agency were at or slightly below budget, the total volume of recycled water sold and therefore eligible for the SDCWA/MWD incentives was above budgeted levels. Table 4 identifies recycled water revenues by source.

TABLE 4
Statement of Estimated Revenues through 6/30/12
Recycled Water Program

<i>Agency</i>	<i>Current Budget</i>	<i>Estimated Revenue</i>	<i>Over/ (Under)</i>	<i>Percent</i>
San Dieguito Water District ¹	\$508,060	\$497,670	\$ (10,390)	98%
Encinitas Ranch Golf Course ¹	195,000	195,000	0	100%
Santa Fe Irrigation District	662,110	624,790	(37,320)	94%

City of Del Mar	155,510	155,510	0	100%
Metropolitan Water District	200,000	225,400	25,400	113%
San Diego County Water Auth.	250,000	281,750	31,750	113%
Total	\$1,970,680	\$1,980,120	\$ 9,440	101%

1. An agreement was reached to sell water directly to the Encinitas Ranch Golf Course and relinquish San Dieguito Water District of a portion of their minimum purchase volume.

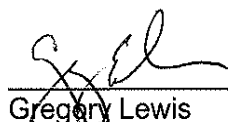
Budgeted operating expenditures total \$951,520 and estimated expenditures are projected to be \$874,503, resulting in a projected savings of \$68,017 for the program. Contingency funding of \$39,830 is not projected to be needed this year. Infrastructure debt service for the Water Recycling Program remains unchanged at the budgeted amount of \$834,675.

TABLE 5
Statement of Estimated Expenditures through 6/30/12
Recycled Water Program

<i>Classification</i>	<i>Current Budget</i>	<i>Estimated Expenditures</i>	<i>Expected Savings</i>	<i>Percent Spent</i>
Personnel	\$447,630	\$436,288	\$ 11,342	97%
Non-Personnel	497,890	441,715	56,175	89%
Capital Outlay	6,000	5,500	500	92%
Sub-Total	\$951,520	\$874,503	\$ 68,017	93%
Contingency	39,830	0	39,830	0%
Total	\$991,350	\$874,503	\$107,847	89%

Overall, all of the SEJPA program expenditures are matching the budget estimates. The programs associated with wastewater treatment and disposal are expected to be at 96% of budget and the program for recycled water is expected to finish the year at 95% of budget. No contingency funding is expected to be needed this year.

Respectfully submitted,



 Gregory Lewis
 Director of Finance/Administration

SAN ELIJO JOINT POWERS AUTHORITY
MEMORANDUM

February 13, 2012

TO: Board of Directors
San Elijo Joint Powers Authority

FROM: General Manager

SUBJECT: RECYCLED WATER PROGRAM UPDATE

RECOMMENDATION

No action is required. This memorandum is submitted for information only.

BACKGROUND

The San Elijo Joint Powers Authority (SEJPA) operates a recycled water utility that sells recycled water to three water purveyors; Santa Fe Irrigation District (SFID), San Dieguito Water District (SDWD), and the City of Del Mar. These purveyors in turn sell the recycled water to customers within the cities of Encinitas, Del Mar, and the SFID service area. The SEJPA owns the entire recycled water infrastructure system including treatment, storage and distribution facilities (pipelines & pumps). The water districts own the recycled water meter that measures the customer's usage and provide customer billing and other needed administrative services. The agencies work collaboratively to provide seamless utility and customer service to the community, as well as to meet regulatory quality control and oversight requirements.

The original recycled water sales agreements between the SEJPA and the purveyors were signed in 1996 & 1997 and established the price of recycled water at 85% of the cost potable water. Over the last five years, the price of potable water has increased quickly as a result of imported water cost increases, capital infrastructure expenditures, and new regulatory requirements.

The increase in potable water rates provided mixed results to the SEJPA's recycled water program. With the recycled water rate being indexed to that of potable water, the price of recycled water escalated in tandem with potable water. At first, this provided the recycled water program needed revenue for operating costs and helped build reserves for future capital projects. However, as the rate increases continued over the years, the recycled water program began experiencing a decline in sales due in part to water pricing. It appeared that the cost of recycled water had crossed the threshold for which the customer would pay, resulting in lower recycled water sales and a drop in customer satisfaction.

The SEJPA Board responded by directing staff to develop alternative solutions that grow the recycled water program while keeping it financially stable and sustainable at the lowest cost to the customer.

In November 2010, the SEJPA and SFID mutually agreed to amend the wholesale agreement, providing an interim 2-year pricing structure. This new structure decouples the recycled water price from being indexed to 85% of the potable water price. In exchange, SFID agreed to increase its minimum annual purchase volume by 57 acre-feet (18.5 million gallons) and to provide the SEJPA an annual rate increase of 5%, which is in line with actual cost increases being incurred by the program. In January 2011, SFID potable water rates increased approximately 13% and recycled water rates only 5% as agreed upon. This change to the recycled water agreement was received positively by the recycled water customers.

In May 2011, the SEJPA also reached an agreement with the SDWD and its largest recycled water customer; the Encinitas Ranch Golf Course. As a result of rising water costs and a declining economy, the golf course was forced to use less water than necessary to keep grass and surrounding landscape healthy and vibrant. The golf course was using up to 40% less water than previous years and reduced water use was impacting its appearance. This also had a negative impact to the water district. With significant reduction in water use by its largest customer, SDWD was not meeting its minimum purchase commitment to the SEJPA, resulting in the district buying water that it wasn't selling. For the SEJPA, it was discharging treated effluent to the ocean instead of its preferred goal of recycling the water. The SEJPA, SDWD and the governing body of the golf course (Encinitas Ranch Golf Authority) worked closely to develop an alternative water agreement that would be a win for all parties. As a result, the Agreement "*Surplus Recycled Water Agreement Between The San Elijo Joint Powers Authority (SEJPA), The San Dieguito Water District (SDWD), And The Encinitas Ranch Golf Authority (ERGA)*" was developed and executed. This agreement provides the golf course a fixed cost for purchasing recycled water and provides the option to store excess recycled water in the large golf course ponds. SDWD benefits as this agreement provides a fixed annual credit for the golf course at 275 acre-feet per year which is well above the volume the golf course was targeting. The SEJPA benefited as this agreement provides the agency access to the golf course storage ponds. This allows the SEJPA to more efficiently manage hydraulic demands within the recycled water distribution system that can allow more customers to be served. Also, the SEJPA can use the storage ponds in the winter to store recycled water instead of sending this flow to the ocean outfall, which can reach its capacity limit during heavy rain events.

DISCUSSION

During the end of 2011 and the start of 2012, the SEJPA has been actively engaging local water districts towards improving program efficiencies, managing costs, and expanding service.

SFID/SEJPA

The SEJPA and SFID staffs have conducted a series of meetings during this review period and substantial progress is being achieved on a variety of important topics. In the second half of 2011, SFID completed a \$500,000 capital pipeline project that extends recycled water service to the lower area of the San Dieguito Park. The park has been successfully converted from potable water to recycled water for irrigation and it has already used more than 2.2 million gallons. Furthermore, this pipeline also provides the potential to serve other customers including providing service to Olivenhain Municipal Water District. Currently, staff is working with SFID to

develop a purchase agreement for transferring ownership of this pipeline to the SEJPA. A formal purchase agreement is expected to be complete and ready for Board approval by June 2012.

Dialog continues toward the development of Principles of Understanding that might provide the foundation of a new recycled water agreement. Discussions focused on whether to amend the existing agreement or replace the agreement with an entirely new agreement. Focal points include:

- 1) Term of agreement
- 2) Price structure for recycled water
- 3) Quantity of water/purchase volume
- 4) Expanded distribution facilities
- 5) Upgrades to treatment process and capacity

Both districts agree that keeping costs contained for the customer is a key element to the agreement.

SDWD/SEJPA

The SDWD and SEJPA conducted several meetings during this review period that focused on regional partnership, expanding recycled water use, and cost management. An agreement was reached that provided reconciliation clarity between the Golf Course surplus water agreement and the original recycled water purchase agreement between SDWD and the SEJPA. The agreed upon value for the surplus water agreement was 275 acre-feet per year. Discussions also focused on means to reduce the cost of recycled water in the service area without reducing revenue that the SEJPA depends on to operate the system. Use within the SDWD service area has decreased substantially in the past two years from conservation efforts. SEJPA is interested in converting existing potable water users to recycled water to help offset the conservation efforts and increase the recycled water deliveries within SDWD to the amount agreed upon in the original agreement. The Oak Crest Middle School is likely the next large customer to be converted to recycled water. Plans for this work have been approved and the project is scheduled to begin this summer. SDWD is also considering requiring the new Scripps Hospital expansion to using recycled water in the facilities cooling tower and the Encinitas Community Park is designed to use recycled water for its irrigation system.

Del Mar/SEJPA

The 22nd Agricultural District and SEJPA held discussions during this review period to expand use at the Del Mar Fairgrounds. The recycled water sale agreement was discussed and the Agricultural District is working to serve additional irrigation demands with recycled water. The SEJPA has provided technical assistance to the District for assessing the feasibility for using recycled water in cooling towers at the fairgrounds. The next step in the process is obtaining County Department of Environmental Health approval for converting the cooling towers to recycled water and for the proposed expansion of the fairground's irrigation system.

Olivenhain Municipal Water District (OMWD)/SEJPA

The OMWD and the SEJPA are in ongoing discussions regarding the possibility of developing a recycled water purchase agreement. Currently, the SEJPA does not sell recycled water to OMWD. However, the two districts have recycled water systems within close proximity that could serve as connection points. OMWD has retained an engineering consultant to evaluate the technical feasibility of connecting the distribution systems.

North San Diego County Regional Recycled Water Project

The North San Diego County Regional Recycled Water Project, which consists of 11 north San Diego County government organizations including water districts, wastewater districts, and cities, has agreed to include Marine Corps Base Camp Pendleton to the project. The goal of this multi-jurisdictional group is to develop cost-effective solutions for meeting the region's water supply needs through integrated recycled water projects. This project has received \$1.5 million in grant funding to develop and implement projects. The firm of RMC Water and Environment is preparing the project report, which is expected to be finalized by spring 2012.

Regulatory Efficiencies

The SEJPA is working with SFID, SDWD, and other agencies to identify opportunities to reduce State and County inspection/oversight costs to recycled water customers. In achieving programmatic efficiencies, costs can be reduced resulting in savings to the customers. We are optimistic that the State and County will work with the districts in improving regulatory efficiencies.

FINANCIAL IMPACT

There is no financial impact associated with this staff report.

No action is required. This memorandum is submitted for information only.

Respectfully submitted,



Michael T. Thornton, P.E.
General Manager